

coloQuick Pasteur + MAXX4

PROGRAM LOGS & ERROR QUEUE

How to download program logs:

1. Insert an empty USB flash drive

- Pasteur II: Left side on the front lid
- Maxx4: Just below the main switch


2. Press:  → Display reads:

```
PROGRAMMING  
  
MENU CODE      0000
```

3. Select Menu code 3000 using the arrow keys:

 
  Then press OK: 

```
PROGRAMMING  
  
MENU CODE      3000
```

4. Press  to select "SAVE ALL"

```
PROGRAM LOGS:  
>SAVE ALL  
150119 0927 00:20T  
120819 0823 01:45P
```

The last 20 program logs are now being downloaded to the USB. It takes approximately 2-3 minutes. The display will jump back to the previous screen when the download is complete.

5. Press  to leave the menu.



How to download Error Queues:

1. Insert an empty USB flash drive

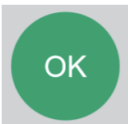
- Pasteur II: Left side on the front lid
- Maxx4: Just below the main switch

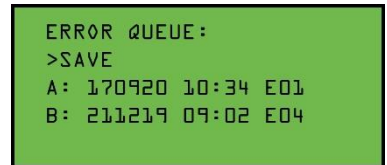
2. Press:  → Display reads:



3. Select Menu code 3001 using the arrow keys:



4. Press  to select "SAVE"



The last 8 detected errors are now being downloaded to the USB. It takes approximately 5 seconds. The display will jump back to the previous screen when the download is complete.

5. Press  to leave the menu.

